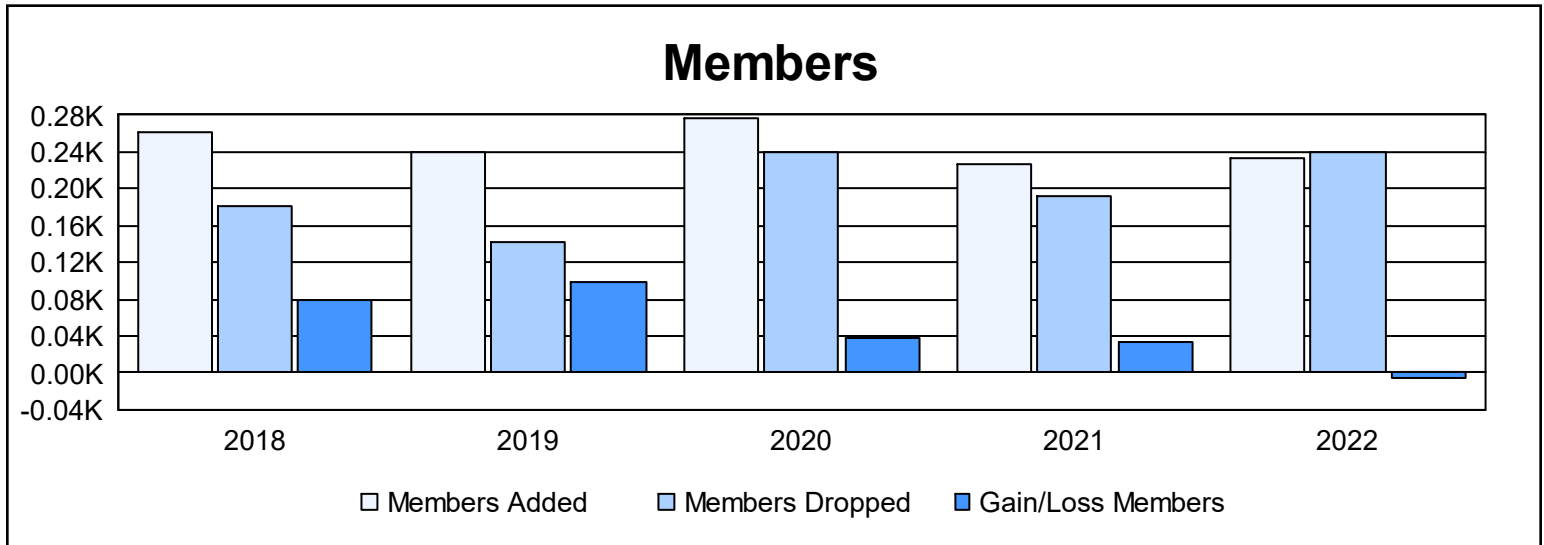
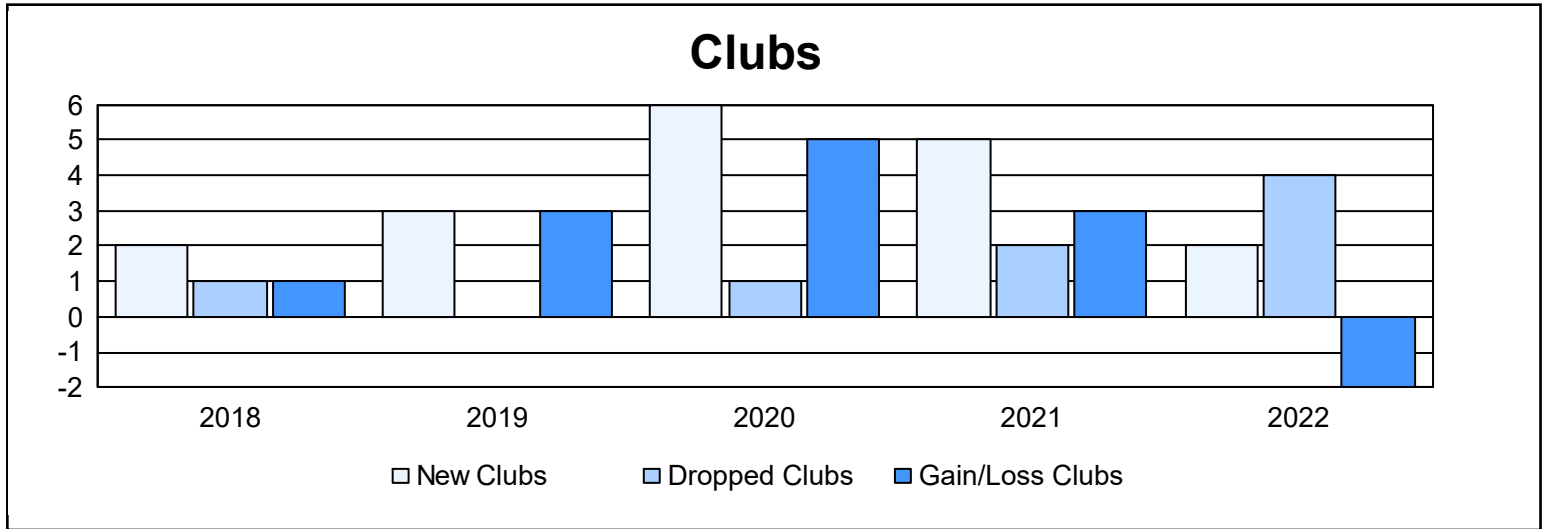
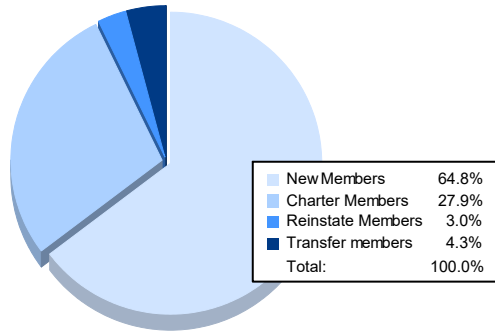


Year	New Clubs	Dropped Clubs	Gain/ Loss Clubs	New Members	Charter Members	Reinstate Members	Transfer Members	Total Member Added	Total Members Dropped	Gain/ Loss Members
2017-2018	2	1	1	181	75	3	2	261	181	80
2018-2019	3	0	3	153	83	0	4	240	141	99
2019-2020	6	1	5	111	156	7	2	276	239	37
2020-2021	5	2	3	99	121	6	0	226	193	33
2021-2022	2	4	-2	151	65	7	10	233	239	-6
<b>Average</b>	<b>4</b>	<b>2</b>	<b>2</b>	<b>139</b>	<b>100</b>	<b>5</b>	<b>4</b>	<b>247</b>	<b>199</b>	<b>49</b>



### Membership Composition June 2022 Cumulative



### Gender Composition June 2022 Cumulative

